

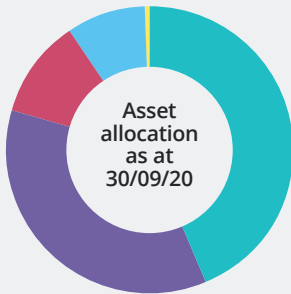
Embark Horizon Fund Range

# EMBARK HORIZON MULTI-ASSET FUND II

## September 2020

### Fund objective

The aim of the fund is to grow the amount invested over the medium to long term (5 or more years) and to keep the fund within a designated risk profile.



Asset Class	Percentage
UK Fixed Interest	43.79%
Overseas Developed Equity	35.83%
UK Equity	11.08%
Global Government Bonds	8.98%
Cash	0.32%
Property	0.00%
Money Market	0.00%

Figures rounded to two decimal points.

**Launch date:** 27/03/2015

**Share class:** Class Z Net Income Shares (ISIN GB00BTKH4903)  
Class Z Net Accumulation Shares (ISIN GB00BTKH4B20)  
Class I Net Accumulation Shares (ISIN GB00BYXFCZ88)

**Fund size:** £197.8m

**Historic yield:** Z Inc 1.25%  
Z Acc 1.24%

**Charges:** Ongoing charge figure 0.82% (Z Class)\*  
Ongoing charge figure 0.72% (I Class)\*

**Fees and expenses:** Initial Charge: 0%  
Redemption Fee: 0%

FE is one of the world's leading providers of investment fund data and analysis and is a dominant supplier of fund data in the UK. Only the top 10% of funds score highly enough to be awarded Five FE Crowns. Recognising an outstanding achievement in three key measurement areas, an FE Crown Fund Rating of Five is a powerful symbol of quality, representing a fund's demonstrable ability to add long term value whilst managing risk in a highly effective manner. FE Crown Fund Ratings do not constitute investment advice offered by FE and should not be used as the sole basis for making any investment decision. All rights reserved.

\* The OCF is calculated at the interim and final accounting period ends and is therefore updated every 6 months. It excludes portfolio transaction costs and research fees.

### Investment policy

The fund invests at least two-thirds of its value in other funds (underlying funds) actively managed by Columbia Threadneedle and its group of companies.

Through the underlying funds, at least 50% of the value of the fund will be exposed to fixed income securities including corporate bonds and government bonds and to the shares of companies constituted or operated within developed markets (for example, UK, US, Europe and Japan). The fund will also have some exposure to UK property. The fund may also gain exposure to money market instruments, cash and near cash.

Save in exceptional circumstances, the actual asset class exposures will be in the following ranges: fixed income 35-65%; equities 25-55%; UK property 0-15%; and money market instruments, cash and near cash 0-10%.

The fund may use derivatives to reduce risk or cost or to generate additional capital or income at proportionate risk (known as "Efficient Portfolio Management").

The Embark Horizon Multi-Asset range of funds aims to cater for investors with different risk appetites. The funds carry staggered risk profiles starting from Embark Horizon Multi-Asset Fund I and becoming progressively higher in risk through to, Embark Horizon Multi-Asset Fund V.

EValue Ltd, an independent risk profile service provider, using the output from its investment research tools, produces a strategic weighting of asset classes aligned to the risk profile of the fund based on a long term time horizon.

EValue updates these weightings on a quarterly basis and Threadneedle will consider the weightings when taking active management decisions to decide on the composition of the investments of the fund.

### Investor profile

The fund may be suitable for an investor seeking income and capital growth without a capital guarantee.

The fund is suitable for an investor looking for a risk profile of 2.

### Risk profile 2

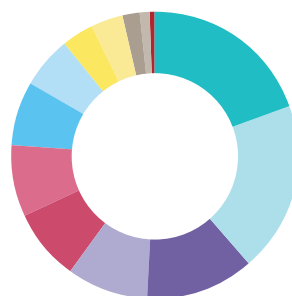
This fund is aligned to risk profile 2, the second lowest risk profile in this range. This means that it aims to deliver growth through assets that demonstrate moderate price fluctuations, with emphasis placed on fixed income securities and equities and some exposure to property.

The EValue risk profile 2 compared to other risk rating agencies is listed below.

EValue <sup>1</sup>	Distribution Technology	FinaMetrica <sup>2</sup>		Defaqto <sup>3</sup> Risk Rating	Synaptic Risk <sup>4</sup>
		Growth Assets	Best Fit Risk Comfort Zone		
2	4	53%	51-59	5	4

<sup>1</sup> EValue's 5 point scale as at 30/03/2020. <sup>2</sup> © FinaMetrica Pty Ltd. Risk tolerance scores were mapped to the funds' strategic asset allocations as at 30/09/2019. The mappings are only for use by financial advisers licensed to use FinaMetrica's risk profiling system and do not constitute financial advice. Financial advisers must satisfy themselves that the funds' current asset allocations reflect the risk/return expectations of the funds when mapped. Embark pays FinaMetrica for the mappings in the table. However these mappings are calculated independently by FinaMetrica. <sup>3</sup> Defaqto is a financial information business, helping financial institutions and consumers make better informed decisions. Data as at 28/08/2020. <sup>4</sup> Synaptic factsheet Q2 2020.

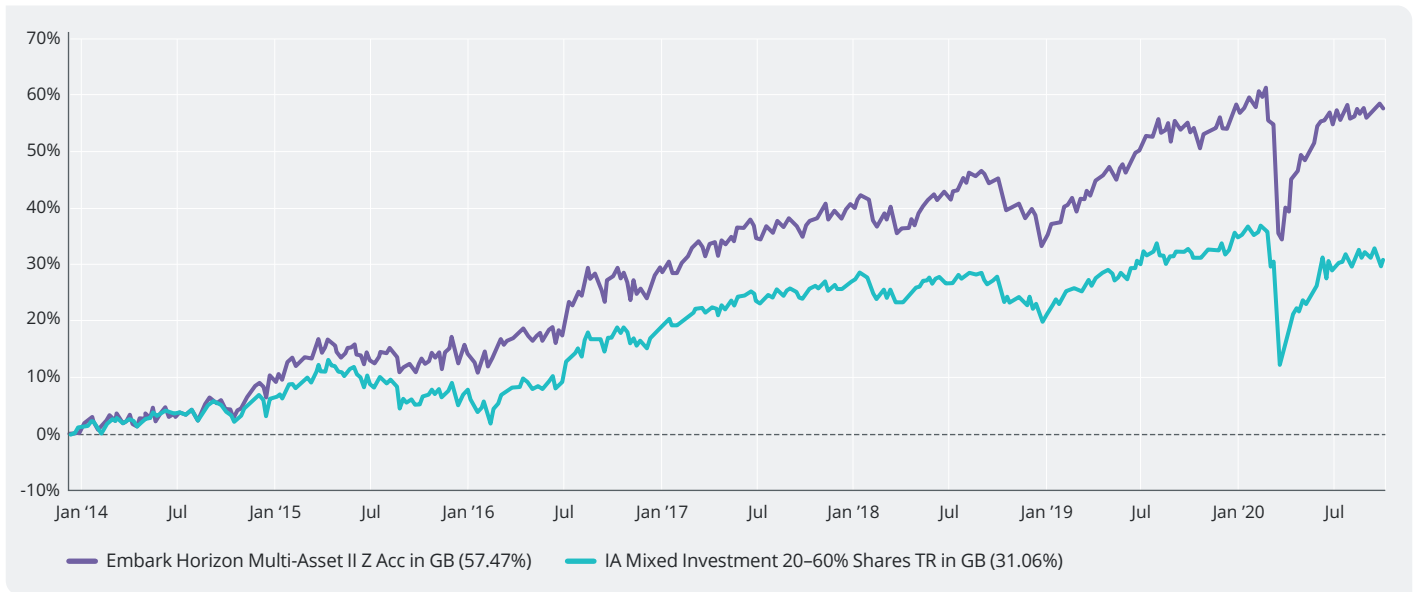
### Assets (%)



Threadneedle Sterling Bond Fund	19.48%
Threadneedle American Fund	19.36%
Threadneedle UK Corporate Bond Fund	12.19%
Threadneedle Global Bond Fund	8.98%
Threadneedle Sterling Medium & Long Dated Corporate Bond Fund	8.27%
Threadneedle UK Fund	7.93%
Threadneedle European Fund	7.26%
Threadneedle Japan Fund	5.73%
Threadneedle UK Fixed Interest Fund	3.85%
Threadneedle American Select Fund	3.48%
Threadneedle UK Select Fund	1.88%
Threadneedle UK Smaller Companies Fund	1.27%
Cash	0.32%
Threadneedle UK Property Authorised Investment Fund	0.00%
Threadneedle Sterling Short-Term Money Market Fund	0.00%
<b>Total</b>	<b>100%</b>

Figures rounded to two decimal points.

**Fund performance: Embark Horizon Multi-Asset Fund II**



Data provided by FE as at 30/09/2020; bid to bid net of all charges, with net income reinvested, based on sterling class Z acc shares. Embark Horizon Multi-Asset Fund II was launched on 27/03/2015 (as "Zurich Horizon Multi-Asset Fund II"). Performance before then is based on the Threadneedle Multi-Asset Zurich Fund II, and attributable to Columbia Threadneedle Investments (CTI).

**Cumulative performance against Investment Association (IA) Sector (as at 30/09/2020)**

	Launch 12/12/13	5 years	3 years	1 year	6 months	3 months
Embark Horizon Multi-Asset II	57.47%	41.49%	15.80%	1.74%	11.83%	1.06%
IA Mixed 20-60% Shares	31.07%	25.50%	5.45%	-1.18%	11.52%	1.26%
IA Sector Fund Ranking	5/116	14/134	12/148	44/168	75/174	102/174

Data provided by FE as at 30/09/2020; bid to bid net of all charges, with net income reinvested, based on sterling class Z acc shares. Embark Horizon Multi-Asset Fund II was launched on 27/03/2015 (as "Zurich Horizon Multi-Asset Fund II"). Performance before then is based on the Threadneedle Multi-Asset Zurich Fund II, and attributable to Columbia Threadneedle Investments (CTI).

Please note that figures refer to simulated performance and past performance is not a reliable guide to future performance.

The value of the funds can fall, meaning you may get back less than you originally invested. Changes in exchange rates will affect the value of investments made overseas. Investments in newer markets, smaller companies or single sectors offer the possibility of higher returns but may also involve a higher degree of risk. Assets invested in property can sometimes take a longer period to release than bonds or equities.



If you require further information on any of the Embark Horizon Multi-Asset Funds, the Key Investor Information Document (KIID) and the prospectus are both available on the website [www.embarkhorizon.co.uk](http://www.embarkhorizon.co.uk). The Authorised Corporate Director of the Embark Investment Funds ICVC (in this document "Horizon") is Embark Investments Limited (in this document "Embark Investments"), authorised and regulated by the Financial Conduct Authority. Registered in England and Wales under registered number 3383730. Registered Office: 100 Cannon Street, London, EC4N 6EU.

Past performance is not necessarily a guide to future performance and the value of investments (and any income from them) can go down, so an investor may get back less than the amount invested. No guarantee is given for the performance of the fund.